

Vocabulary Activities



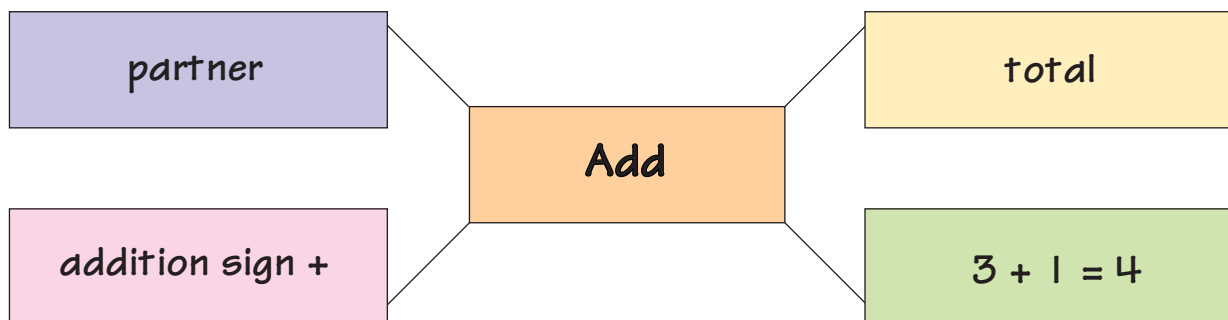
MathWord Power

► Word Wall

At the beginning of the school year, start a word wall in your classroom. As you work through each lesson, put the math vocabulary words on index cards and place them on the word wall. Children can add illustrations to the words. In small or large groups, children can choose a word and give a definition.

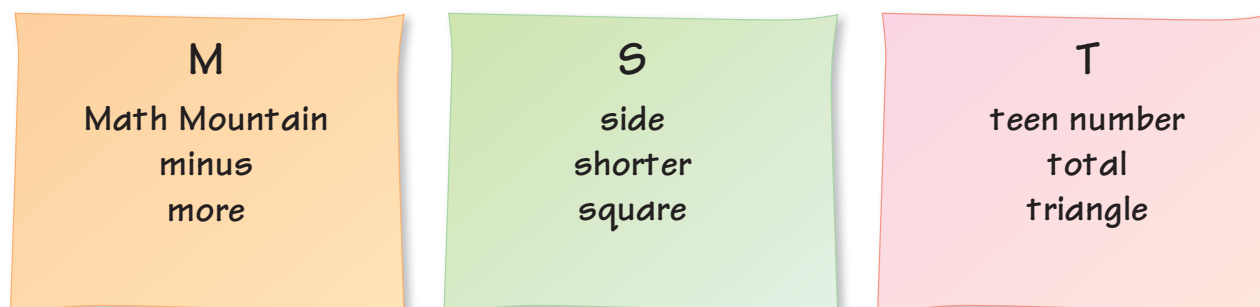
► Word Web

Make a word web for vocabulary words in a unit. Ask children to fill in the web with words, phrases, or examples that are related to the vocabulary word.



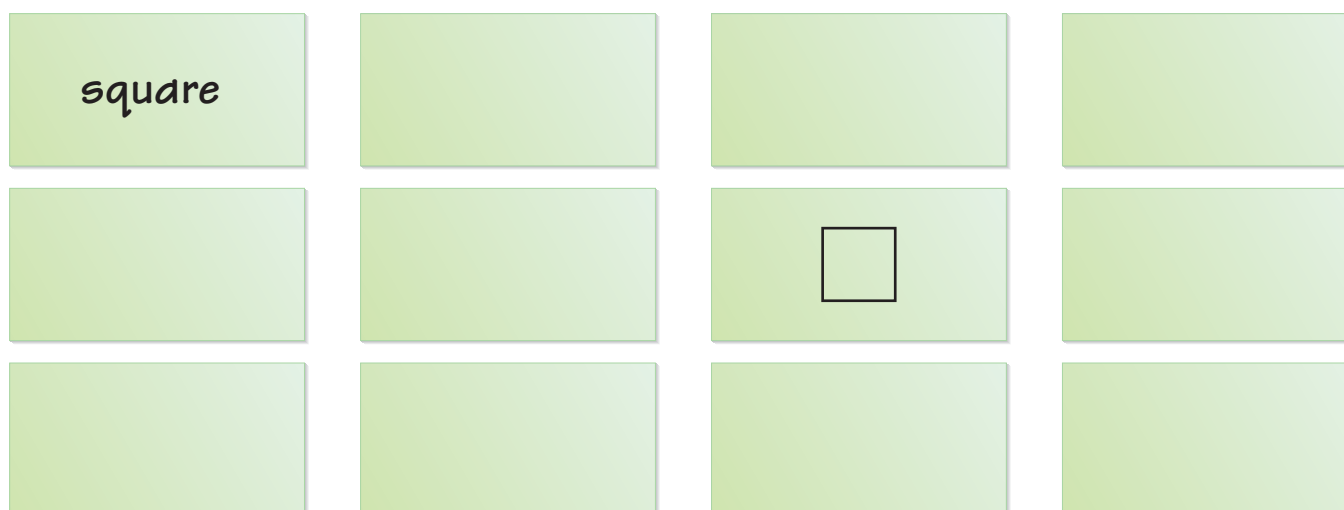
► Alphabet Challenge

Ask children to take an alphabet challenge. Choose 3 letters from the alphabet. Children then think of three vocabulary words for each letter. Write the words on the board. Children can provide definitions and draw an example for each word.



► Concentration

Write the vocabulary words and related words from a unit on index cards. Write examples or illustrations on a different set of index cards. Children can help make the sets of cards, too. Children mix up both sets of cards. Then they place the cards face down on a table in an array, for example, 3 by 4. They take turns turning over two cards. If one card is a word and one card is an example that matches the word, the child takes the pair. Children continue until each word has been matched with its definition.



► Math Journal

As children learn new words, they can add them to their Math Journals. They can write or draw about each new word.

